


Key Skills Resource Pack



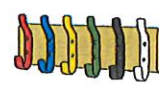
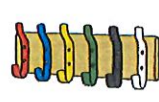
Year 2




Keep for future reference -
this will need to be used each week.



www.twinkl.co.uk





Year 2 Daily Learning Resources



ENGLISH ACTIVITY IDEAS



Sounds & Blends Mat - Children practice these sounds daily in school. You could: read through the sound mat as it is, cut out the sounds individually so you read them in a different order each day, or ask your child to show you how we play run around in our phonics lessons.



Letter Formation - We have a handwriting lesson each week where we focus on the formation of a group of letters; so if you could choose a group of letters to practice each week and practice them in all sorts of different ways eg. on paper with different colour pens or pencils, on whiteboards/chalkboards, on phones or tablet screens, in sand, sugar or flour. Learning how we record letters can be fun!



Common Exception Words - These are lists of words that children are expected to know how to read and spell by the end of Key Stage 1. In school we practice spelling a handful of these every day and have spelling tests on Fridays (usually consisting of 6 words). You could do this in your own way too.



MATHS ACTIVITY IDEAS



Number Formation - It is important children are forming their numbers correctly. You could ask your child to form numbers in and out of order. Challenge your child by asking them to write any number (0-99), can they tell you how many tens and ones each number has? Can they tell you any facts about that number? eg. 24 "It has two tens and four ones. It is double 12. It is one more than 23, it is one less than 25." etc.




Use your 100 square to count in 1's, 2's, 5's, 10's, 11's - This is an activity we do every day. We make it active and fun, ask your child which exercise or dance move they might like to do to count out loud with you.





Number Bonds to 10/20 - We have a quick recap of number bonds every morning during the maths warm-up. You could cut out these cards and play a game like run around with them, to challenge your child cover up one half of the rainbow to see how quickly they can name the hidden number. You could have a time challenge to see how long it takes your child to record all of the ways to make 10/20.





My Phase 3 Sound Mat

j 


v 

w 


x 


y 


z 


zz 

qu 


ch 

sh 


th 


ng 


ai 


ee 


igh 


oa 


oo 

oo 


ar 


or 


ur 


ow 

oi 

ear 

air 

ure 

er 

Phase 4 Blends and Clusters

st



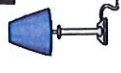
nest

nd



hand

mp



lamp

nt



tent

nk



ink

ft



gift

sk



tusk

lt



belt

lp



help

lf



shelf

lk



milk

pt



script

xt



text

tr



tree

dr



drawing

gr



grandpa

cr



crab

br



brush

fr



frog

bl



blackberry

fl



flag

gl



glasses

pl



plane

cl



clown

Phase 4 Blends and Clusters

sl



sleep

sp



spade

st



starfish

tw



twins

sm



small

pr



printer

sc



scarf

sk



skunk

sn



sniff

nch



bench

scr



screw

shr



shrew

thr



thread

str



string

My Phase 5 Sound Mat

ay



ou



ie



ea




oy



ir



ue



ue



aw



wh



ph



ew



ew



oe



au



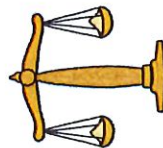
ey



a-e



e-e*



i-e



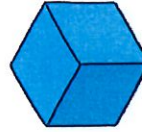
o-e



u-e



u-e



*even

Curly Letter Formation

c c c c c c

c e e e e e

a a a a a

s s s s s s

d d d d d

f f f f f f

g g g g g







o o o o o

q q q q q

b b b b b







Ladder Letter Formation

We form these letters from top to bottom (climb down the ladder with your pencil)





Robot Letter Formation


We form these letters from top to bottom, then back up along the same line and around the rest of the letter shape
(give the robot an extra arm!)




Zigzag Letter Formation

 V V V V V V V

 W W W W W W W

 X X X X X X X

 Z Z Z Z Z Z Z

Year 1 Common Exception Words

the

a

do

to

today

of

said

says

are

were

was

is

his

has

I

you

your

they

be

he

me

she

we

no

go

so

by

my

here

there

where

love

come

some

one

once

ask

friend

school

put

push

pull

full

house

our



visit [twinkl.com](https://www.twinkl.com)

Year 2 Common Exception Words

after
again
any
bath
beautiful
because
behind
both
break
busy
child
children
Christmas

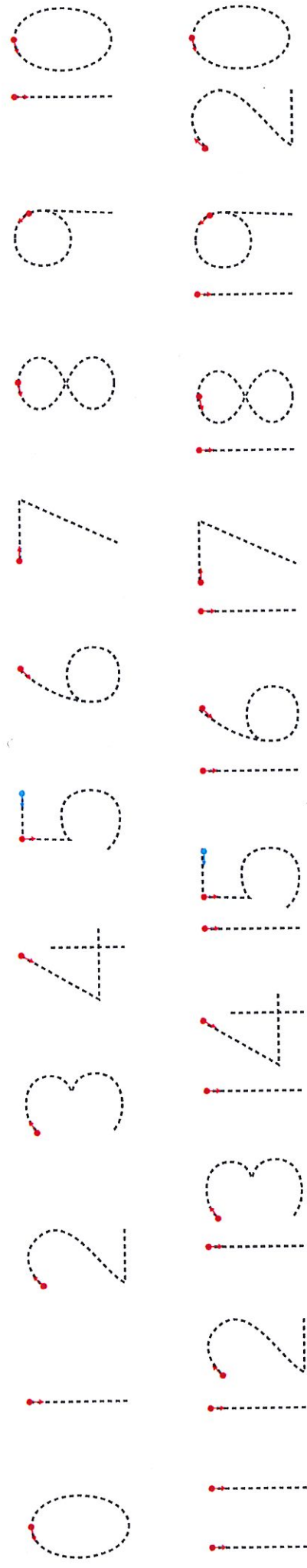
class
climb
clothes
could
cold
door
even
every
everybody
eye
fast
father
find

floor
gold
grass
great
half
hold
hour
improve
kind
last
many
mind
money

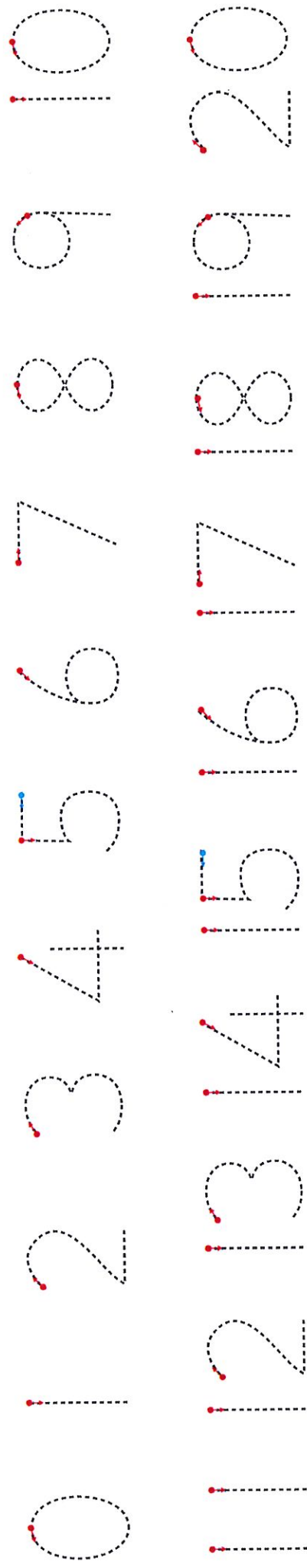
most
move
Mr
Mrs
old
only
parents
pass
past
path
people
plant
poor

pretty
prove
should
steak
sugar
sure
told
water
whole
who
wild
would

My 0-20 Number Formation



My 0-20 Number Formation



Count in 2's

100 Square

| | | | | | | | | | |
|----|----|----|----|----|----|----|----|----|-----|
| 1 | 2 | 3 | 4 | 5 | 6 | 7 | 8 | 9 | 10 |
| 11 | 12 | 13 | 14 | 15 | 16 | 17 | 18 | 19 | 20 |
| 21 | 22 | 23 | 24 | 25 | 26 | 27 | 28 | 29 | 30 |
| 31 | 32 | 33 | 34 | 35 | 36 | 37 | 38 | 39 | 40 |
| 41 | 42 | 43 | 44 | 45 | 46 | 47 | 48 | 49 | 50 |
| 51 | 52 | 53 | 54 | 55 | 56 | 57 | 58 | 59 | 60 |
| 61 | 62 | 63 | 64 | 65 | 66 | 67 | 68 | 69 | 70 |
| 71 | 72 | 73 | 74 | 75 | 76 | 77 | 78 | 79 | 80 |
| 81 | 82 | 83 | 84 | 85 | 86 | 87 | 88 | 89 | 90 |
| 91 | 92 | 93 | 94 | 95 | 96 | 97 | 98 | 99 | 100 |

100 Square

| | | | | | | | | | |
|----|----|----|----|----|----|----|----|----|-----|
| 1 | 2 | 3 | 4 | 5 | 6 | 7 | 8 | 9 | 10 |
| 11 | 12 | 13 | 14 | 15 | 16 | 17 | 18 | 19 | 20 |
| 21 | 22 | 23 | 24 | 25 | 26 | 27 | 28 | 29 | 30 |
| 31 | 32 | 33 | 34 | 35 | 36 | 37 | 38 | 39 | 40 |
| 41 | 42 | 43 | 44 | 45 | 46 | 47 | 48 | 49 | 50 |
| 51 | 52 | 53 | 54 | 55 | 56 | 57 | 58 | 59 | 60 |
| 61 | 62 | 63 | 64 | 65 | 66 | 67 | 68 | 69 | 70 |
| 71 | 72 | 73 | 74 | 75 | 76 | 77 | 78 | 79 | 80 |
| 81 | 82 | 83 | 84 | 85 | 86 | 87 | 88 | 89 | 90 |
| 91 | 92 | 93 | 94 | 95 | 96 | 97 | 98 | 99 | 100 |

Count in 5's

100 Square

| | | | | | | | | | |
|----|----|----|----|----|----|----|----|----|-----|
| 1 | 2 | 3 | 4 | 5 | 6 | 7 | 8 | 9 | 10 |
| 11 | 12 | 13 | 14 | 15 | 16 | 17 | 18 | 19 | 20 |
| 21 | 22 | 23 | 24 | 25 | 26 | 27 | 28 | 29 | 30 |
| 31 | 32 | 33 | 34 | 35 | 36 | 37 | 38 | 39 | 40 |
| 41 | 42 | 43 | 44 | 45 | 46 | 47 | 48 | 49 | 50 |
| 51 | 52 | 53 | 54 | 55 | 56 | 57 | 58 | 59 | 60 |
| 61 | 62 | 63 | 64 | 65 | 66 | 67 | 68 | 69 | 70 |
| 71 | 72 | 73 | 74 | 75 | 76 | 77 | 78 | 79 | 80 |
| 81 | 82 | 83 | 84 | 85 | 86 | 87 | 88 | 89 | 90 |
| 91 | 92 | 93 | 94 | 95 | 96 | 97 | 98 | 99 | 100 |

Count in 10's

100 Square

| | | | | | | | | | |
|----|----|----|----|----|----|----|----|----|-----|
| 1 | 2 | 3 | 4 | 5 | 6 | 7 | 8 | 9 | 10 |
| 11 | 12 | 13 | 14 | 15 | 16 | 17 | 18 | 19 | 20 |
| 21 | 22 | 23 | 24 | 25 | 26 | 27 | 28 | 29 | 30 |
| 31 | 32 | 33 | 34 | 35 | 36 | 37 | 38 | 39 | 40 |
| 41 | 42 | 43 | 44 | 45 | 46 | 47 | 48 | 49 | 50 |
| 51 | 52 | 53 | 54 | 55 | 56 | 57 | 58 | 59 | 60 |
| 61 | 62 | 63 | 64 | 65 | 66 | 67 | 68 | 69 | 70 |
| 71 | 72 | 73 | 74 | 75 | 76 | 77 | 78 | 79 | 80 |
| 81 | 82 | 83 | 84 | 85 | 86 | 87 | 88 | 89 | 90 |
| 91 | 92 | 93 | 94 | 95 | 96 | 97 | 98 | 99 | 100 |

